

SOTI

SOTI CONNECT

OPERATE AT FULL CAPACITY AROUND THE CLOCK WITH SATO AND SOTI CONNECT

SOTI Connect is an IoT solution that provides lifecycle management, from setup to retirement, of business-critical SATO printers within an organization. SOTI Connect's user-friendly interface and remote support features allows businesses to easily manage SATO printers to ensure they operate at full capacity for reliable operation around the clock.

EASILY UPDATE FIRMWARE AND APPS FROM A SINGLE CONSOLE

Remotely install maintenance releases or add new capabilities from SATO to enable the latest and greatest features.

REDUCE UNEXPECTED PRINT DOWNTIME AND WORKFLOW DISRUPTIONS

Set up automation rules to issue alerts and actions when pre-defined conditions are met to empower IT administrators to stay ahead of end user needs.

CHANGE PRINTER SETTINGS FROM ANY LOCATION

Adjust configurations and settings remotely to maintain print consistency and ensure optimal print quality.

PROVIDE VISIBILITY AND MANAGEMENT FOR UNATTENDED BUSINESS-CRITICAL PRINTERS

Instant access and real-time information to printer endpoints, and the ability to immediately troubleshoot and resolve issues, eliminates unnecessary and expensive onsite maintenance, returns and Direct-to-Factory repairs.

COLLECT AND ANALYZE DATA TO CONTINUE OPTIMAL PRINTER PERFORMANCE

From battery level to operating temperature, collect valuable printer health information to fine tune configurations and ensure printers reliably operate at full capacity, around the clock.

Minimum System Requirements

Supported SATO Models

- CL4NX Plus
- CL4NX 203, 305 & 609 dpi
- CL6NX 203 & 305 dpi
- PW208NX
- CT4LX

Supported Browsers

- Google Chrome
- Mozilla Firefox

Minimum Recommended Versions

- CL4NX Plus
- CL4NX & CL6NX: v1.10.0-u388_r7
- PW2NX: v3.2.3-u377-r10
- CT4LX: v6.1.0-u419_r2

General Requirements - Install

Windows 10 or Windows Server 2016

Note: Windows 10 should have at least the Anniversary update.

.NET Framework 4.7








Note: The user must have Administrator privileges. The IT domain policies should allow a local administrator to open ports.

Database Requirements

SQL Server 2017 or SQL Server 2017 Express

Note: The SQL Server user must have permissions to create, modify and drop databases.

WHAT SOTI CONNECT CAN DO WITH SATO PRINTERS

	Software Updates	<ul style="list-style-type: none"> Remotely update firmware to apply maintenance releases or add new capabilities from SATO.
	Remote Configurations and Settings	<ul style="list-style-type: none"> Adjust configurations and settings remotely to maintain print consistency and ensure optimal print quality.
	Remote Device Actions	<ul style="list-style-type: none"> Initiate actions on the device such as factory reset, reboot, print test page and file uploads for updating certificates.
	Device Monitoring and Automation Rules	<ul style="list-style-type: none"> Monitor supported SATO printers and automatically issue alerts and actions when pre-defined conditions are met on the device. Automatically notify IT staff and remediate problems when issues are detected to prevent downtime of the device.
	Advanced Data Collection	<ul style="list-style-type: none"> Collect valuable device health information such as printer status, machine information, network information and much more.
	IoT Device Security	<ul style="list-style-type: none"> Provision certificates to secure communications to networks, update firewall settings to prevent unauthorized access to the device, update weak/insecure passwords, and install app/firmware updates to patch vulnerabilities. Use a Certificate Authority to ensure standard application of certificates across all your devices.
	SOTI ONE Integration	<ul style="list-style-type: none"> Integrate with the SOTI ONE Platform to reduce the cost, complexity and downtime of your organization's entire business-critical mobile operations.

CL4NX (RFID)



CL4NX Plus



CT4LX (RFID)



CL6NX (RFID)



PW2NX



TO LEARN MORE:

Contact your SATO Sales Rep:



SOTI is a proven innovator and industry leader for simplifying business mobility and IoT solutions by making them smarter, faster and more reliable. SOTI helps businesses around the world take mobility to endless possibilities.

soti.net